



# CITY OF BEECH GROVE FIRE DEPARTMENT

330 EAST CHURCHMAN AVENUE, BEECH GROVE, IN 46107 (317) 782-4940 (FAX) 782-4952

MAYOR DENNIS BUCKLEY  
BOARD OF WORKS AND SAFETY  
REPORT FOR: MAY 2021

## MAY APPARATUS RESPONSE BY STATION:

ENGINE-56	264
MEDIC-56	182

ENGINE-57	180
MEDIC-57	254

TOTAL MONTHLY FIRE LOSS: \$601,650.00

YEAR TO DATE FIRE LOSS: \$693,050.00

INJURIES DUE TO FIRE: 0

FIRE FATALITIES: 0

FIRE INSPECTIONS: 18

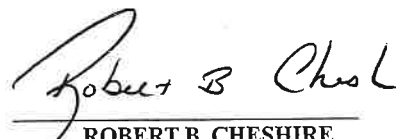
## TOTAL APPARATUS RESPONSE YEAR TO DATE:

ENGINE-56	1,111
MEDIC-56	917

ENGINE-57	862
MEDIC-57	898

STATION PREVENTATIVE  
MAINTENANCE HOURS

32 Hours

  
ROBERT B. CHESHIRE  
FIRE CHIEF

*A Nationally Accredited Emergency Medical Service*

## FIRE RESPONSES

MAY 2021

---

---

ENGINE 56	
TOTAL FIRE RUNS MAY	264
TOTAL FIRE RUNS ENGINE 56 YEAR TO DATE	1,111

---

---

ENGINE 57	
TOTAL FIRE RUNS MAY	180
TOTAL FIRE RUNS ENGINE 57 YEAR TO DATE	862

---

---

See attached Volume by Incident Type

Special Interest: May 2021

Previous Month ▾

May 1, 2021 - May 31, 2021 ▾

**35%**

**FIRE**  
Percentage of Total Incidents

**65%**

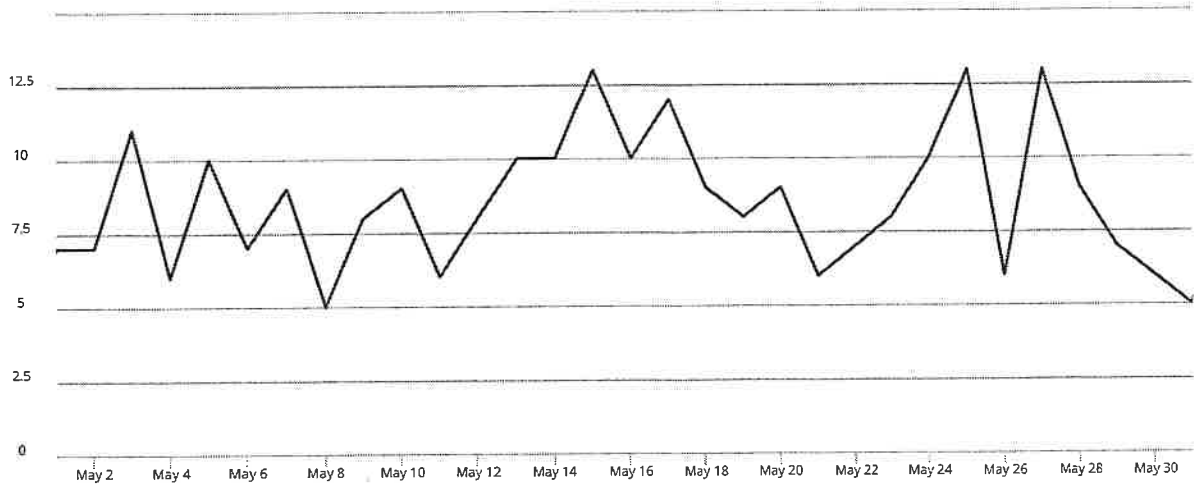
**EMS**  
Percentage of Total Incidents

**264**

**INCIDENTS**  
In Selected Time Slice

**31**

**DAYS**  
In Selected Time Slice



	Counts	% Rows	% Columns	% All										
Week Ending	5/2/21	5/9/21	5/16/21	5/23/21	5/30/21	6/6/21	6/13/21	6/20/21	6/27/21	7/4/21	7/11/21	7/18/21	7/25/21	Total
(10) Fire, other	1													1
(11) Structure Fire	3		1	3	4	1								12
(13) Mobile property (vehicle) fire			1											1
(15) Outside rubbish fire	1		3		1									5
(25) Excessive heat, scorch burns with no ignition		1			1									2
(31) Medical assist				1										1
(32) Emergency medical service (EMS) incident	6	39	47	36	40	3								171
(35) Extrication, rescue		1												1
(41) Combustible/fl.. spills & leaks		2			1									3
(44) Electrical wiring/equipm. problem				2										2
(46) Accident, potential accident		1												1
(55) Public service assistance		2	2	4	5									13
(61) Dispatched and canceled en route	2	4	4	6	5	1								22
(62) Wrong location, no emergency found	1	3	2	2	3									11
(65) Steam, other gas mistaken for smoke		1	4	1	1									7

Week Ending	5/2/21	5/9/21	5/16/21	5/23/21	5/30/21	6/6/21	6/13/21	6/20/21	6/27/21	7/4/21	7/11/21	7/18/21	7/25/21	Total
(70) False alarm and false call, other		2	2	2	1									7
(71) Malicious, mischievous false alarm				1	1									2
(73) System or detector malfunction				1										1
(74) Unintentional system/detect... operation (no fire)					1									1
Total	14	56	66	59	64	5								264

Previous Month ▾

May 1, 2021 - May 31, 2021 ▾

**41%**

**FIRE**  
Percentage of Total Incidents

**59%**

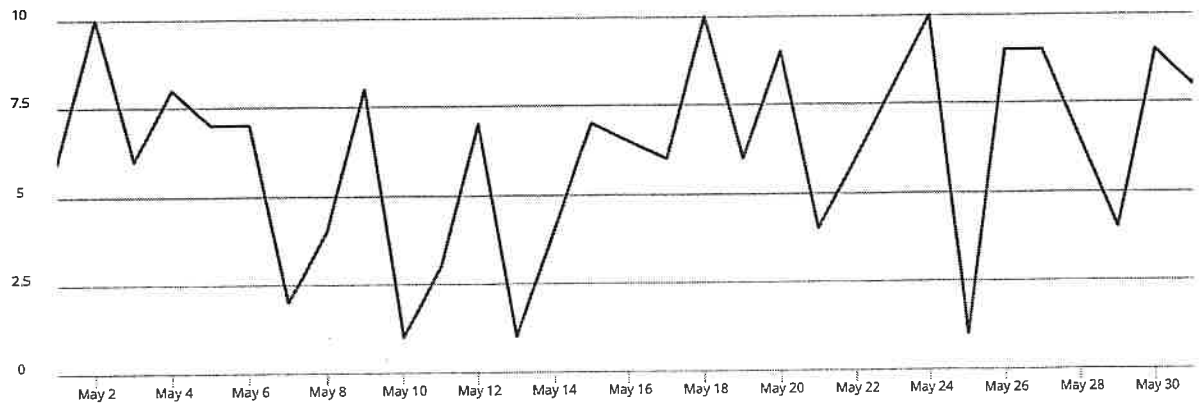
**EMS**  
Percentage of Total Incidents

**180**

**INCIDENTS**  
In Selected Time Slice

**31**

**DAYS**  
In Selected Time Slice



	Counts	% Rows	% Columns	% All										
Week Ending	5/2/21	5/9/21	5/16/21	5/23/21	5/30/21	6/6/21	6/13/21	6/20/21	6/27/21	7/4/21	7/11/21	7/18/21	7/25/21	Total
(11) Structure Fire	1			1	2	1								5
(13) Mobile property (vehicle) fire					1									1
(15) Outside rubbish fire			1											1
(20) Overpressure rupture, explosion, overheating, other		1												1
(22) Overpressure rupture from air or gas (no fire)				1										1
(25) Excessive heat, scorch burns with no ignition		1			2									3
(31) Medical assist					1									1
(32) Emergency medical service (EMS) incident	11	28	16	31	16	3								105
(35) Extrication, rescue		1			1									2
(41) Combustible/f.. spills & leaks		2			1									3
(44) Electrical wiring/equipm. problem			1	2	1									4
(46) Accident, potential accident					1	1								2
(51) Person in distress		1												1
(55) Public service assistance	1	3	1	4	3	1								13

Week Ending	5/2/21	5/9/21	5/16/21	5/23/21	5/30/21	6/6/21	6/13/21	6/20/21	6/27/21	7/4/21	7/11/21	7/18/21	7/25/21	Total
(61) Dispatched and canceled en route	2	2	2	4	5	1								16
(62) Wrong location, no emergency found				3	4	1								8
(65) Steam, other gas mistaken for smoke			1	1	1									3
(70) False alarm and false call, other		1			1									2
(71) Malicious, mischievous false alarm		1		1										2
(73) System or detector malfunction			1		1									2
(74) Unintentional system/detect... operation (no fire)	1	1		1										3
(90) Special type of incident, other					1									1
Total	16	42	23	49	42	8								180

## EMS RESPONSES

MAY 2021

---

---

MEDIC 56	182
MEDIC 57	254
TOTAL AMBULANCE RESPONSES	436
MEDICAL RELEASES / DISREGARD	151
TRANSPORTS	285

---

---

### YEAR TO DATE RESPONSES

---

---

MEDIC 56	917
MEDIC 57	898
TOTAL AMBULANCE RESPONSES	1,815
MEDICAL RELEASES / DISREGARD	537
TRANSPORTS	1,278

---

---

Special Interest:

See attached breakdown of call types for May 2021

Previous Month ▾

May 1, 2021 - May 31, 2021 ▾

**66%**

**TRANSPORTS**  
Percentage of Patient Encounters

**13%**


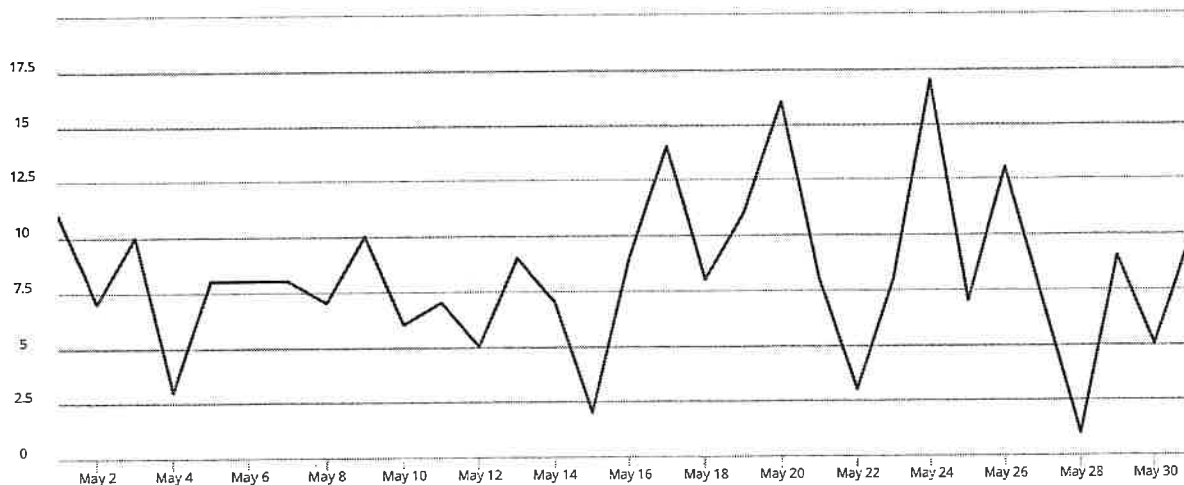
**NON TRANSPORTS**  
Percentage of Patient Encounters

**21%**

**OTHER DISPOSITIONS**  
Percentage of Patient Encounters

**254**

**RECORDS**  
In Selected Time Slice



	Counts		% Rows		% Columns		% All							
Week Ending	5/2/21	5/9/21	5/16/21	5/23/21	5/30/21	6/6/21	6/13/21	6/20/21	6/27/21	7/4/21	7/11/21	7/18/21	7/25/21	Total
Cancelled (No Patient Contact)	1	1		1										3
Cancelled (Prior to Arrival at Scene)	3	5	5	8	5	1								27
Cancelled on Scene/No Patient Found	2	1	2	9	7	2								23
Patient Dead on Scene - No Resuscitation Attempted (Without Transport)		1												1
Patient Evaluated, No Treatment/Tra... Required	1	6	4	8	2	1								22
Patient Treated, Released (AMA)		4		1	6									11
Transported Lights/Siren		3	4	2	5	1								15
Transported No Lights/Siren	11	33	30	39	34	5								152
<b>Total</b>	<b>18</b>	<b>54</b>	<b>45</b>	<b>68</b>	<b>59</b>	<b>10</b>								<b>254</b>



Previous Month ▾ May 1, 2021 - May 31, 2021 ▾

**65%**

**TRANSPORTS**  
Percentage of Patient Encounters

**9%**

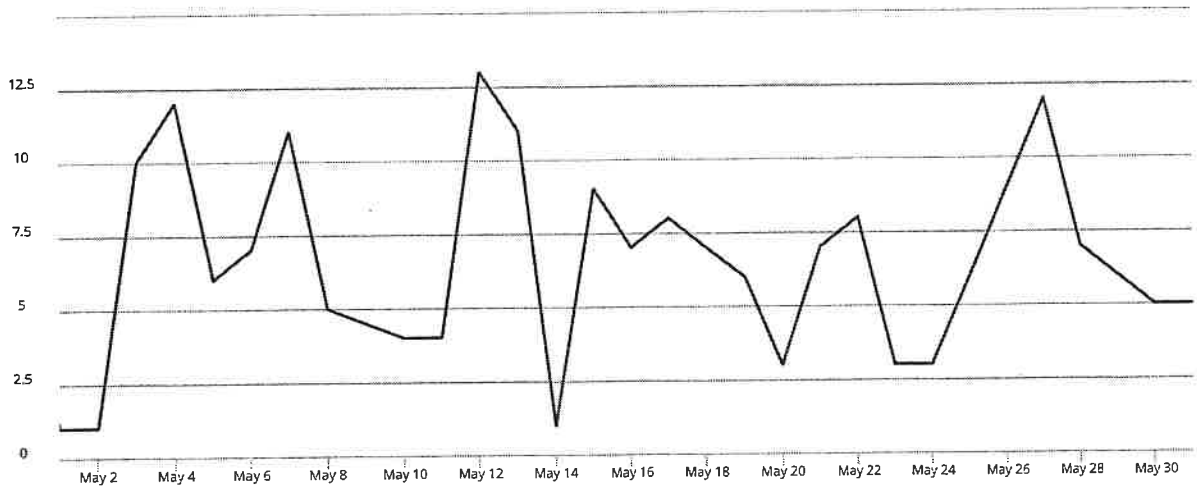
**NON TRANSPORTS**  
Percentage of Patient Encounters

**26%**

**OTHER DISPOSITIONS**  
Percentage of Patient Encounters

**182**

**RECORDS**  
In Selected Time Slice



	COUNTS		% Rows		% Columns		% All							Total
Week Ending	5/2/21	5/9/21	5/16/21	5/23/21	5/30/21	6/6/21	6/13/21	6/20/21	6/27/21	7/4/21	7/11/21	7/18/21	7/25/21	Total
Cancelled (No Patient Contact)		2	1		1									4
Cancelled (Prior to Arrival at Scene)		10	8	5	7									30
Cancelled on Scene/No Patient Found		2	4	4	1									11
Patient Dead on Scene - Resuscitation Attempted (Without Transport)		1												1
Patient Evaluated, No Treatment/Tra.. Required		1	2	1										4
Patient Treated, Released (AMA)		2	1	2	7									12
Patient Treated, Transported by Private Vehicle			1											1
Standby - No Service or Support Provided			1											1
Transported Lights/Siren		2		3										5
Transported No Lights/Siren	2	31	31	27	17	5								113
<b>Total</b>	<b>2</b>	<b>51</b>	<b>49</b>	<b>42</b>	<b>33</b>	<b>5</b>								<b>182</b>

# INSPECTION/FIRE PREVENTION REPORT

MAY 2021

---

---

FIRE INSPECTIONS	16
ANNUAL INSPECTIONS	
FOLLOW UP RE-INSPECTIONS	
FINAL INSPECTIONS/MEETING	
HOOD SUPPRESSION CHECK	
VACANT/ NO ACCESS	
VIOLATIONS/COMPLAINTS	
SMOKE DETECTOR CHECKS	

---

---

## YEAR TO DATE INSPECTIONS

---

---

FIRE INSPECTIONS	149
ANNUAL INSPECTIONS	
FOLLOW UP RE-INSPECTIONS	
FINAL INSPECTIONS/MEETINGS	
ALARM/HOOD SUPPRESSION CHECK	
VACANT/ NO ACCESS	3
VIOLATIONS/COMPLAINTS	
SMOKE DETECTOR CHECKS	2

---

---

## INJURY PREVENTION

---

### Special Interest:

- |           |                                                    |
|-----------|----------------------------------------------------|
| May 1     | Fire Department Ground Ladder Testing              |
| May 4     | Stryker Ambulance Cot Maintenance                  |
| May 8/10  | Fire Department Training                           |
| May 15/17 | Fire Department EMS Skills Training                |
| May 19    | Franciscan Health Audit and Review/ On-Line        |
| May 19    | Fire Department EMS Training/ Stroke               |
| May 29    | Beech Grove Memorial Day Service Sarah Bolton Park |

# 1MAINTENANCE REPORT

May 2021

DAILY EQUIPMENT INSPECTIONS 186

WEEKLY EQUIPMENT INSPECTIONS 32

---

Equipment Repairs, Special Interest: December 2020

May 1 Medic 57: Best Tires  
Front & Rear Tires  
Cost \$797.84

May 11 Station 56 & 57: DCC  
Install Computers/Microsoft System  
Cost \$8,100.00

May 17 Engine 56: Cummins Crosspoint  
ERG Valve Repair  
Cost \$1,512.55

May 24 Medic 56: TKK  
Havis Docking Station  
Cost \$1,889.00

May 24 Medic 57: Fire Service Inc.  
Battery Replacement  
Cost \$809.92

May 24 Medic 56 & 57:Source Inc.  
Wireless Solutions  
Cost: \$2,132.88

See Attached Maintenance Report:

<b>1 Assets</b>							<b>\$0.00</b>
Date: 05/11/2021							
Asset Tag ID	Description	Title	Maintenance By	Details	Maintenance Status	Completion Date	Repair Cost
6005	Scott Air-Pak X3 Pro	Scott Air Pack	MES (entered by Andrew Hedger #147)	Leaking around the gauge on the harness.	Completed	05/24/2021	
<b>1 Assets</b>							<b>\$0.00</b>
Date: 05/10/2021							
Asset Tag ID	Description	Title	Maintenance By	Details	Maintenance Status	Completion Date	Repair Cost
Station 57	Station 57, 330 E Churchman Ave	MD 57 Garage door	Midwest Garage door	MD 57 garage door spring broke and was replaced by Midwest garage door. 150	Completed	05/10/2021	
Station 57	Station 57, 330 E Churchman Ave	BC 50 Garage door opener	Midwest Garage door	The BC 50 garage door was having issues opening and closing. Midwest checked and found it needed a new antenna. New antenna was installed seems to working fine. 150	Completed	05/10/2021	
Station 56	Station 56, 1202 Albany Street	EG 56 garage door	Midwest Garage door	A spring on the EG 56 garage door broke. Midwest garage door came and replaced the spring.	Completed	05/10/2021	
<b>3 Assets</b>							<b>\$0.00</b>
Date: 05/06/2021							
Asset Tag ID	Description	Title	Maintenance By	Details	Maintenance Status	Completion Date	Repair Cost
5144 MD57	2018 Ford E450 Ambulance, Re-chassis, EMS 3401	Hard to start		Truck is hard to start. B shift sent truck to fire Service and they replaced all the batteries. Truck is back in service	Completed		
<b>1 Assets</b>							<b>\$0.00</b>
Date: 05/04/2021							
Asset Tag ID	Description	Title	Maintenance By	Details	Maintenance Status	Completion Date	Repair Cost
5201	Cot-Stryker-Ruggard-Medic 56	Annual PM	Stryker	Annual PM completed no issues found	Completed	05/04/2021	
6088	Stryker Stair Pro	Annual PM	Stryker	Annual PM completed no issues found	Completed	05/04/2021	
7050	Stryker 6506 Power Stretcher	Annual PM	EMSAR	Annual PM completed no issues found	Completed	05/04/2021	
7208	Stryker Power Pro XT	Annual PM	EMSAR	Annual Pm completed no issues found	Completed	05/04/2021	
4060	Stryker MX PRO 6080	Annual PM	EMSAR	Annual PM Completed no issues found	Completed	05/04/2021	
3879	Stryker Rugged Stair Pro	Annual PM	EMSAR	Annual PM completed no issues found	Completed	05/04/2021	
<b>6 Assets</b>							<b>\$0.00</b>
Date: 05/02/2021							

REPORT | Asset Maintenance History by Date

Date: 05/31/2021							
Asset Tag ID	Description	Title	Maintenance By	Details	Maintenance Status	Completion Date	Repair Cost
5149 EG56	2013 Pierce Impel Pumper	Kussmaul charger not charging properly	FSI	EG56 Kussmaul charger was indicating different levels of charge when plugged in, and sometimes no charge at all. Bad pigtail	Completed	04/02/2021	
<b>1 Assets</b>							<b>\$0.00</b>
Date: 05/28/2021							
Asset Tag ID	Description	Title	Maintenance By	Details	Maintenance Status	Completion Date	Repair Cost
5148 MD56	2016 Ford E450 Ambulance Donley Rechassis EMS-0491	Front AC not functioning	FSI	Blower motor replaced	Completed	05/28/2021	
<b>1 Assets</b>							<b>\$0.00</b>
Date: 05/24/2021							
Asset Tag ID	Description	Title	Maintenance By	Details	Maintenance Status	Completion Date	Repair Cost
1860	Elkhart Brass 1.50 Chief Nozzle	Nozzle Leaking	FSI	While on a house fire nozzle was leaking even in the closed position	Scheduled		
11-15-11	1.75" Hose	Hole in fire hose	Miller	Hole was found on the side of 1.75" fire hose after a building fire at 3630 Fivepoints Rd. (IF2100071915)	Scheduled	05/24/2021	
1255	Elkhart Brass 1.50 Chief Nozzle	Leaking Nozzle	Elkart Brass	while on a trash fire Nozzle was leaking a large amount in the closed position	Scheduled		
<b>3 Assets</b>							<b>\$0.00</b>
Date: 05/18/2021							
Asset Tag ID	Description	Title	Maintenance By	Details	Maintenance Status	Completion Date	Repair Cost
5149 EG56	2013 Pierce Impel Pumper	3rd Man Door not working correctly	FSI	3Rd man door handle sprung in the half way poen position, and not sitting flat against the door. The door is hard to open . The inside of the door was opened up and inspected and was not able to make adjustments.	Scheduled		
5149 EG56	2013 Pierce Impel Pumper	4th Man door not working Correctly	FSI	4th Mand door handle is sprung in the opened position , and not flat against the door. The door is hard to open. Door latching mechanism was lubed.	Scheduled		
<b>2 Assets</b>							<b>\$0.00</b>
Date: 05/12/2021							
Asset Tag ID	Description	Title	Maintenance By	Details	Maintenance Status	Completion Date	Repair Cost
6005	Scott Air-Pak X3 Pro	Scott Air Pack	MES (entered by Andrew Hedger #147)	Leaking around the gauge on the harness.			